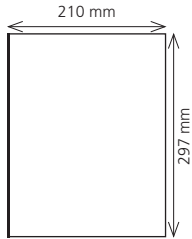
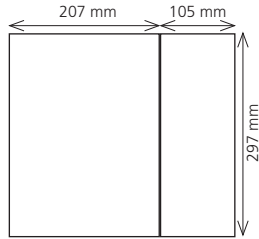


Bound insert variations with trim scheme (Only for standard issues; please inquire for Specials)

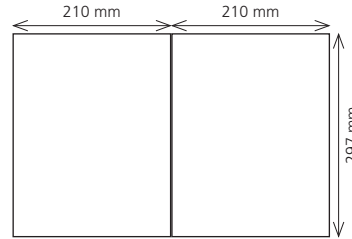
Head trim 6 mm, bottom trim 6 mm, edge trim 3 mm, gutter 3 mm, for bound inserts that fold out, add 3 mm for trimming (spine only)



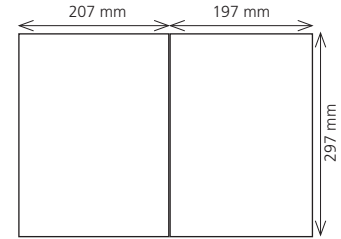
1 Sheet
width 216 mm x height 309 mm*



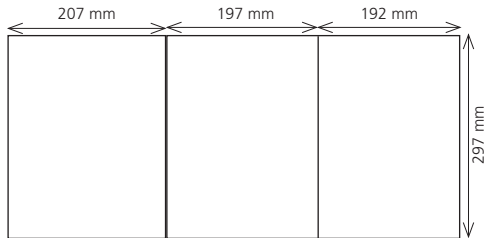
1 Sheet + fold-out
width 315 mm x height 309 mm*



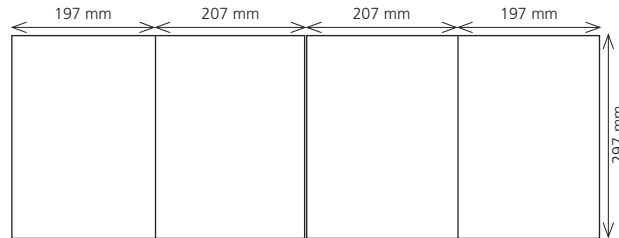
2 Sheets
width 432 mm x height 309 mm*



2 Sheets (folding out sideways)
width 417 mm x height 309 mm*



3 Sheets (right hand gate fold)
width 599 mm x height 309 mm*



4 Sheets (double gate fold)
width 814 mm x height 309 mm*

*** Untrimmed size.
Stitched-in inserts must
be supplied untrimmed
and folded.**